

Teacher: Nadiera Young	Date: September 8, 2017
Unit: Resisting Hate	Grade: 6 th -7 th Subject: Language Arts

Type of Lesson				
<input type="checkbox"/> Introductory	<input type="checkbox"/> Developing	<input type="checkbox"/> Extending	<input type="checkbox"/> Inquiry-Based	<input type="checkbox"/> Interim Assessment

Common Core Standards:
<ul style="list-style-type: none"> • CCSS.ELA-Literacy.CCRA.L.3 • CCSS.ELA-Literacy.CCRA.L.4 • CCSS.ELA-Literacy.CCRA.L.6

NIA:
<p>Welcome/Purpose/Hook: <i>How will I connect this concept to students' lives or to other content we have learned?</i></p> <p>OBJECTIVE: Using the Pyramid of Hate, students will gain a better understanding of what hate looks like to evaluate where they stand in order to create an action plan to counteract hate in their community.</p>

Cultural Connection	Character Connection
Students will understand how hate manifests, and its role in today's society.	Students will examine the role they want to take on when hate arrives in their lives and the lives of others. They will decide which side to be on in history.

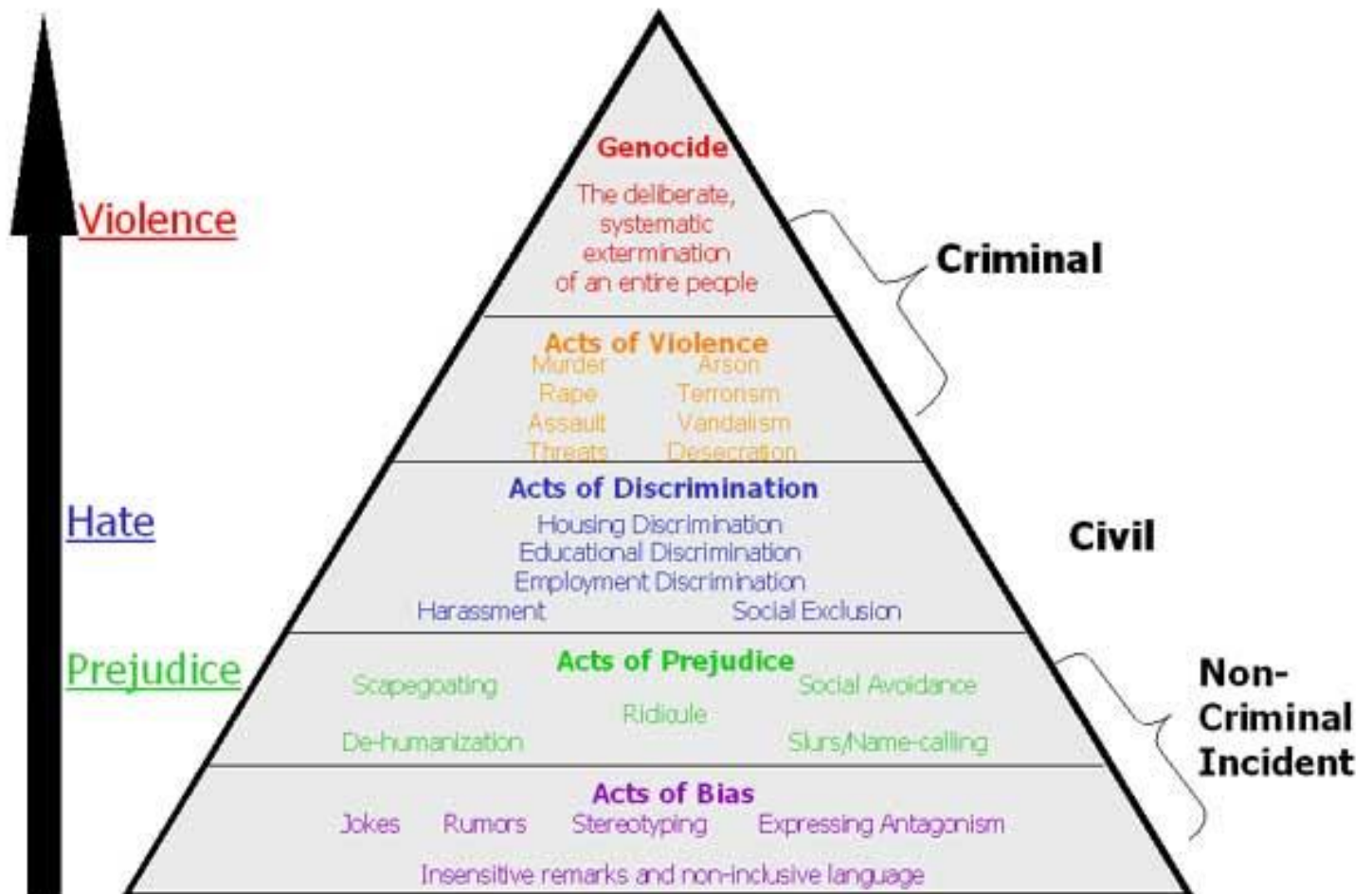
Agenda	Drill
Drill-5 to 10 minutes Mini Lesson-8 minutes Guided Practice-15 minutes Check for Understanding-5 minutes Independent Practice-15 minutes Evaluation-5 minutes	Have students look at the picture of the toddler in the Klan uniform and the police officers. Questions to ask: <ul style="list-style-type: none"> • What do you notice? • Is there anything you were not expecting to see? • What does this picture make you think? • Is hate taught or inherent? Compass-Thinking/Feeling/Acting Place these words around the room on poster board to serve as your compass. Using a compass, have the students choose where they are, and have a few students share out.


Details of Lesson Sequence	
Mini Lesson: (Modeling)	Introduce the Pyramid of Hate (each student should have a bare copy with just the category word for the pyramid. Explain the levels-non criminal incident, civil, criminal, and how prejudice turns to hate which turns to violence. (Each student will create a visual on their pyramid.) <ul style="list-style-type: none"> • Define each level (whole group) Bottom up Bias- prejudice in favor of or against one thing, person, or group compared with another, usually in a way considered to be unfair. Prejudice- preconceived opinion that is not based on reason or actual experience. Discrimination- the unjust or prejudicial treatment of different categories of people or things, especially on the grounds of race, age, or sex

	<p>Violence/Hate Crime- behavior involving physical force intended to hurt, damage, or kill someone or something, a crime motivated by racial, sexual, or other prejudice, typically one involving violence</p> <p>Genocide- the deliberate killing of a large group of people, especially those of a particular ethnic group or nation.</p>
Guided Practice	<p>In small groups, students will brainstorm and record on their pyramid examples of how these play out in reality. (Local, country, world)</p> <ul style="list-style-type: none"> • Actions • Events
Checks for Understanding	<p>Temperature Check: Thumbs up, in the middle, or down for how the assignment is going. Students will share out what they have thus far for examples.</p>
Independent Practice <i>(Heavy Lifting)</i>	<p>Using the pyramid going from the bottom to the top, answer these questions:</p> <ul style="list-style-type: none"> • What happens when children are taught to hate? • What have I been taught to hate? • Actions I exhibit?
Evaluation/ Final Checking for Understanding and Closure	
<p>Questions:</p> <p>How will I counteract hate at the different stages? What are the steps I will take to stand up against hate in my community?</p> <p>How can others counteract hate at the different stages?</p>	
Extension: (Homework, Project, Essay)	
<p>Create an action plan of how you will stand up against hate so it will not be perpetuated in your community?</p> <ul style="list-style-type: none"> • Five achievable steps mapped out. • Complete the Pyramid of Resistance-examples of how to resist hate at each level of the pyramid. 	




PYRAMID OF HATE





Pyramid of Hate



Pyramid of Resistance

IEP Accommodations					
Accommodations	Students w/ Services on IEPs/504	GP	IP	HW	EXAM
Breaks					
Extended response and processing time					
Reduced Distractions/Preferential Seating					
Repeated directions					
Adjusted Reading/vocabulary					
Adjusted work load					
Chunked Directions					
Cloze Passage/ Guided Responses					
Audio book					
Group Work, partnered for assistance					
Group Work, stations					
Highlighter					
Notes/Outlines					
Visual Cues, Maps, Diagrams					
Word Bank					
TEST- Verbatim reading (when needed)					
TEST-Small Group (in or out of class)					
TEST- Monitor Test Responses					

